


EMBEDDED SYSTEMS: FROM PRODUCT DESIGN TO PCB LAYOUT

FAQS

ChipIN CDAC
Bangalore



Renesas QuickConnect
Design Kits



AGENDA

- 1 **FAQs- Renesas QuickConnect Studio**
- 2 FAQs- Altium Designer
- 3 Help and Support

FAQs

Renesas QuickConnect Studio

STUDENTS AND EDUCATORS: HOW TO ACCESS QUICKCONNECT STUDIO

✓ Go to the Embedded Systems Landing Page <https://www.altium.com/education/cdac>



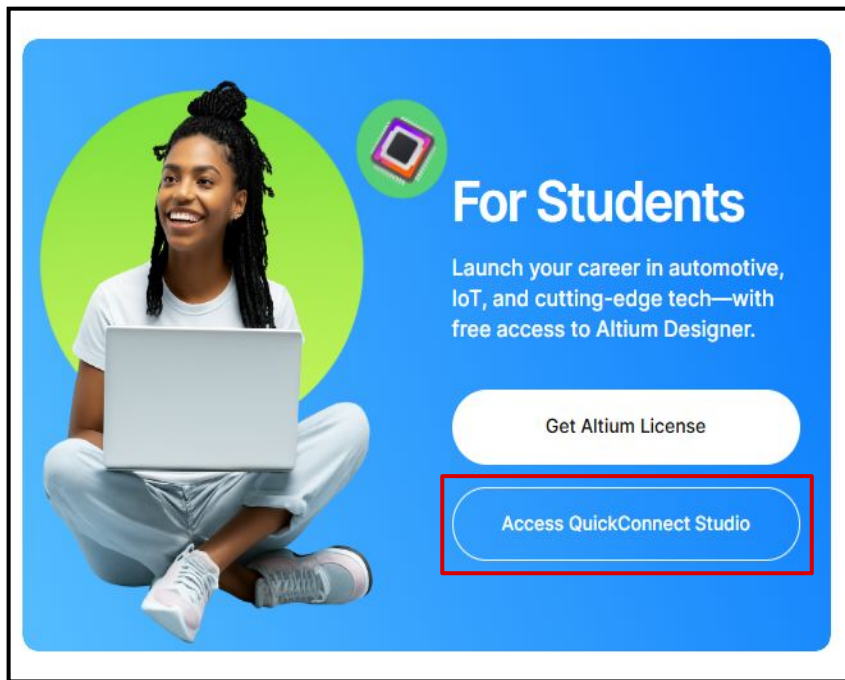
The screenshot shows the Altium website's landing page for Embedded Systems. The header includes the Altium logo and navigation links: Discover, Develop, Agile, Resources & Support, and Sign In. The main heading is "Embedded Systems: From Product Design to PCB Layout", with a sub-heading: "Providing end-to-end experiential learning to the next generation of innovators. Available to all MeitY C2S Institution educators and students." Below this are logos for RENESAS, the Ministry of Electronics and Information Technology, ChipIN, CDAC, and Altium EDUCATION. Two main sections are visible: "For Educators" featuring a man in a suit and buttons for "Get Altium License" and "Request a QuickConnect Kit"; and "For Students" featuring a woman with a laptop and buttons for "Get Altium License" and "Access QuickConnect Studio". At the bottom, there is a link to "Explore the curriculum" and a chat icon.



NAVIGATE REGISTER ACCOUNT

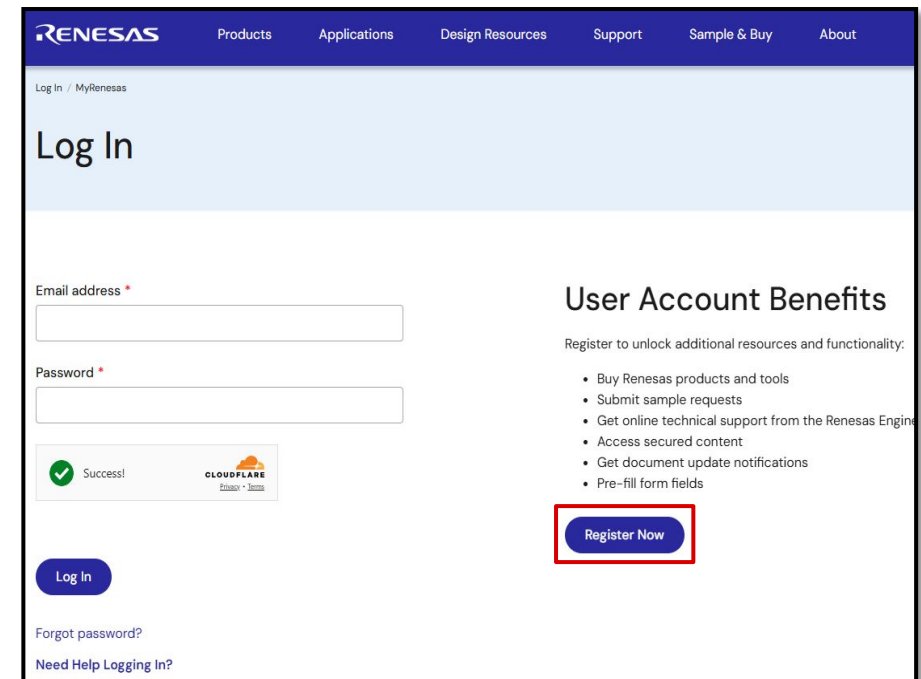
Step 1

- Click on “Access QuickConnect Studio”



Step 2

- Click on “Register Now”



CREATE ACCOUNT



Email & Password

Register

Language Settings

Language *
English

Account Information

Email Address *
Please use your company domain email address when registering for an account; access to some datasheets and documents may not be approved if using a personal email.

Email Address

Email Address (confirm) *
Email Address (confirm)

Password *
Password strength:

Password Requirements

- Password must be at least 8 characters
- Include a lowercase letter
- Include an uppercase letter
- Include a number
- Does not contain part of your email address

Confirm Password *
Passwords match:

Name & Country

Register

Confirm Password *
Passwords match:

Given Name / First Name *
Given Name / First Name

Family name / Last name *
Family name / Last name

Country / Region *
Select Your Country/Region

If your region is not listed above, this service is not available yet for your region. Sorry for the inconvenience.

Success!

I agree to the Site Policy, Privacy Policy, and any applicable export control law or regulation. *

Create New Account

Need help with registration?
Contact Us

Verification Email

Register

Confirm Email

Your registration information has been submitted successfully.

Please check your inbox for additional instructions to complete your registration. If you do not receive this email within 1 hour, check your spam/junk folder before contacting Renesas support.

Dear [REDACTED]

Thank you for registering an account on Renesas.com.

To activate your account, you must confirm your email address by clicking on the link below:
[https://www.renesas.com/en/gur/ssoRegisterUser.do/\[REDACTED\]](https://www.renesas.com/en/gur/ssoRegisterUser.do/[REDACTED])
[https://www.renesas.com/en/gur/ssoRegisterUser.do/apac.qcstudio.renesas.com/keycloak/realms/qcstudio/broker/\[REDACTED\]](https://www.renesas.com/en/gur/ssoRegisterUser.do/apac.qcstudio.renesas.com/keycloak/realms/qcstudio/broker/[REDACTED])

Please note that if you do not activate your account within one week, your temporary account will be deleted.

Privacy Policy
<https://www.renesas.com/en/privacy>

Renesas Electronics
Website: <https://www.renesas.com/en>

EDUCATORS: HOW TO REQUEST QUICKCONNECT KIT

✓ Go to the Embedded Systems Landing Page <https://www.altium.com/education/cdac>

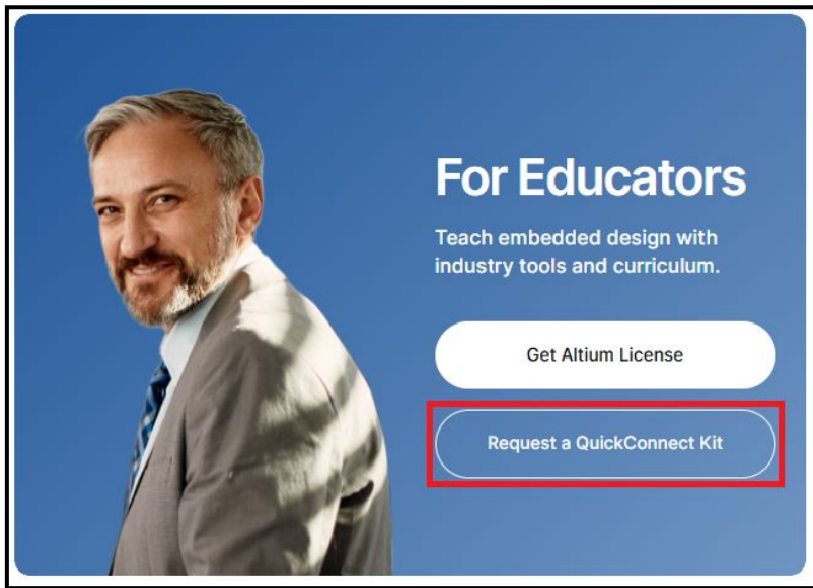
The screenshot shows the Altium website's Embedded Systems landing page. The navigation bar includes 'Altium', 'Discover', 'Develop', 'Agile', 'Resources & Support', a search icon, and 'Sign In'. The main heading is 'Embedded Systems: From Product Design to PCB Layout', with a sub-headline: 'Providing end-to-end experiential learning to the next generation of innovators. Available to all MeitY C2S Institution educators and students.' Logos for Renesas, Ministry of Electronics and Information Technology, ChipIN, CDAC, and Altium Education are displayed. Two main sections are visible: 'For Educators' featuring a man in a suit and buttons for 'Get Altium License' and 'Request a QuickConnect Kit'; and 'For Students' featuring a woman with a laptop and buttons for 'Get Altium License' and 'Access QuickConnect Studio'. A footer link says 'Explore the curriculum' with an arrow icon.



QUICKCONNECT KIT REQUEST FORM FOR EDUCATORS ONLY

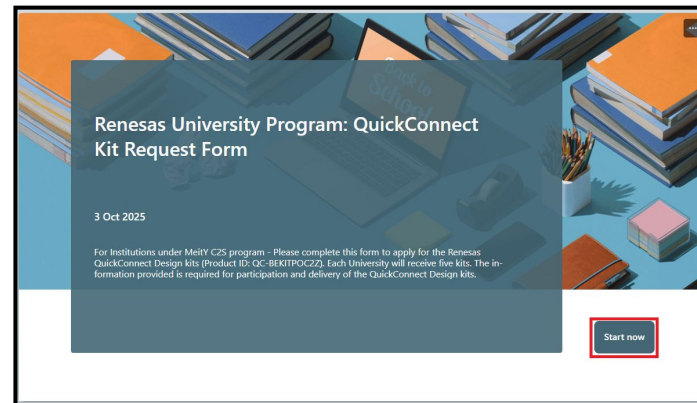
Step 1

- Click on “Request a QuickConnect Kit”.



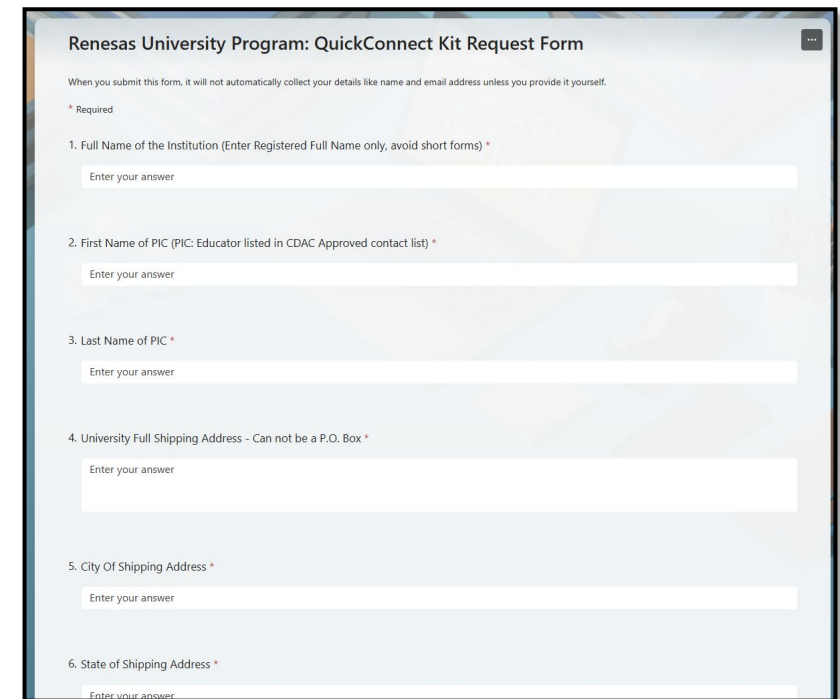
Step 2

- Click on “Start now”



Step 3

- Fill the form details.



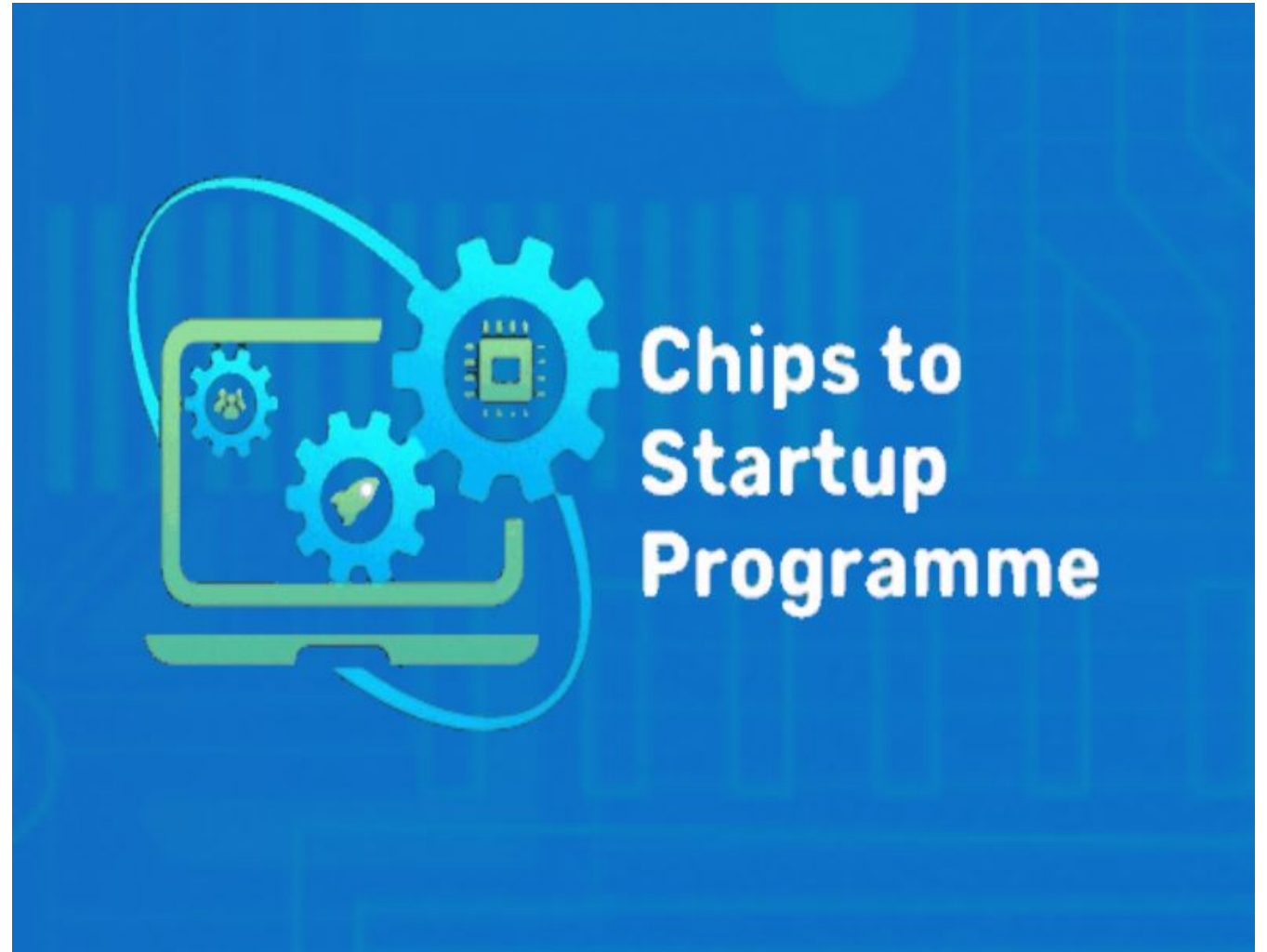
A screenshot of the form fields. The title is "Renesas University Program: QuickConnect Kit Request Form". Below the title is a note: "When you submit this form, it will not automatically collect your details like name and email address unless you provide it yourself." Below this is a list of six required fields, each with a text input box and the label "Enter your answer":

1. Full Name of the Institution (Enter Registered Full Name only, avoid short forms) *
2. First Name of PIC (PIC: Educator listed in CDAC Approved contact list) *
3. Last Name of PIC *
4. University Full Shipping Address - Can not be a P.O. Box *
5. City Of Shipping Address *
6. State of Shipping Address *

C2S REGISTERED PoC LIST


Refer to this link to see the list-

https://c2s.gov.in/EDA_Tool_Support.jsp




DIGITALISED COLLATERALS

Boosting the impact with digitalized collateral—enabling faster access to tailored content and deeper customer engagement.



[QuickConnect Platform](#)




[QuickConnect Beginners Kit](#)




[QuickConnect Sandbox app \(iOS\)](#)



[QuickConnect Sandbox app \(Android\)](#)



[QuickConnect Beginners Kit v2.0 User Manual](#)



[QuickConnect Beginners Kit Demo Video](#)



[QuickConnect Support/FAQ](#)



[How to use access QuickConnect](#)

GENERAL QUERIES: RENESAS QUICKCONNECT

1. Where do I have to go in order to place the request for kits?

Click on this link <https://www.altium.com/education/cdac>, toggle to Educator section and request for the Renesas QuickConnect kits.

2. Who are eligible to place request for the Renesas QuickConnect Kits?

Only C2S registered Faculty from the university is registered to place the request for Renesas QuickConnect Kits. Other requests won't be considered.

3. If I have places the request for the Beginners kit today, how long will it take to be delivered to me?

This depends on the location of the universities. At max it can take 15 working days to be delivered. If there are any issues in between, you'll be informed.

4. Where are the technical information of the kit?

Click on this link <https://www.renesas.com/en/document/mat/qc-bekitpoc2z-manual?r=25556126> to get the details. Please scroll to Digital Collateral section of FAQ for more information.

FAQs

Altium Designer

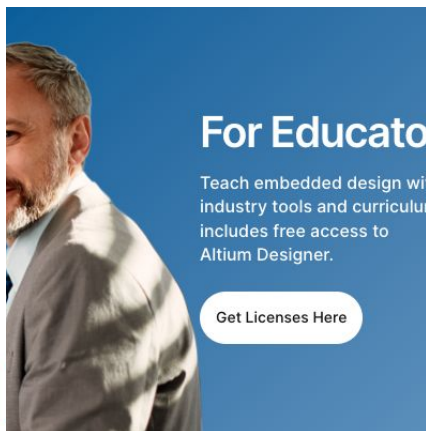
EDUCATORS: HOW TO GET YOUR FREE ALTIUM DESIGNER LICENSE

- ✓ Go to MEITY and check for upcoming session- [Link](#)
- ✓ Click Embedded Systems Landing Page- [Link](#)



Begin Your Enrollment

- Navigate to the Embedded System landing page
- Locate the “Educators” section
- Click the “Get License” button to begin the process.



Verify Your Educator Status

- Complete the verification form to confirm your educator status.
- Once verified, complete and submit the enrollment form.



Verify your academic status to proceed

Start

[Have a verification code?](#)

Access Granted & Resources Provided

- An Altium University Relations Manager will contact you to set up your Academic Account and preview resources.
- License Registration will be sent via email

What Educators Get

- ✓ Free Altium Designer licenses for you and your students
- ✓ Access to a modular, two-semester curriculum in embedded and hardware design
- ✓ Ready-to-teach online content, including on-demand and instructor-led options
- ✓ Hands-on tools like QuickConnect Kits and cloud-based design workspaces
- ✓ Certificates and badges available for student progress tracking and outcomes

STUDENTS: HOW TO GET YOUR FREE ALTIUM DESIGNER LICENSE

- ✓ Go to MEITY and check for upcoming session- [Link](#)
- ✓ Click on Embedded Systems Landing Page- [Link](#)
- ✓ Click on Student License and create a free student account to get a license



Verify Your Student Status

- Go to Embedded System landing page
- Locate the “Students” section, click “Get License”
- Complete the verification process to confirm your student status and complete form



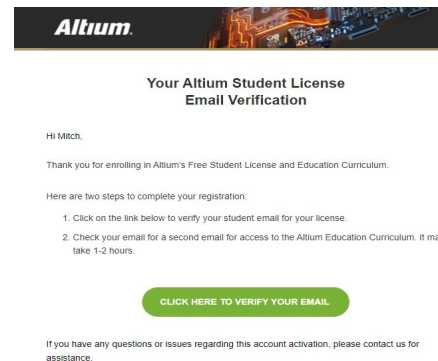
Verify your academic status to proceed

[Start](#)

[Have a verification code?](#)

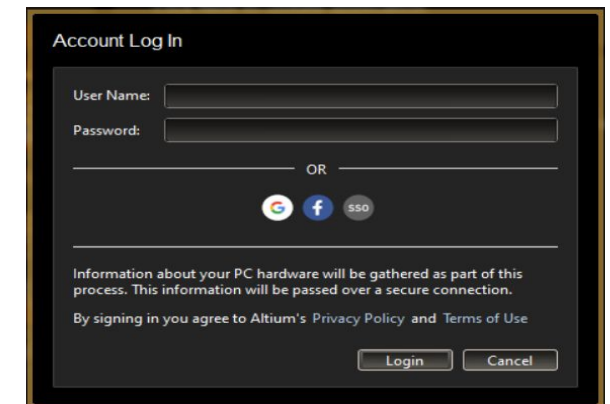
Activate Your Altium Account

- Check your email (including spam) for the Altium account activation email
- Click “Click Here to Verify Your Email,”
- Follow the “Activate AltiumLive” link in the license email
- Create a password and set up your account.



Install Altium Designer & Get Started

- Download the Altium Designer installer
- Follow the Install Wizard
- Sign in with your AltiumLive credentials to access the free student license.



GENERAL QUERIES: ALTIUM DESIGNER

1. I can't activate my license on a second computer—how do I switch devices?

Student licenses allow only one active device at a time. On the current computer: Open Altium Designer > File > Account Management > Licenses > Select your license > Release. Sign out, then install and sign in on the new device.

2. Why haven't I received my license activation email?

Emails can take upto 24 hours for verification and dispatch the license. Check spam/junk folders as well.

3. Who do I contact for license or setup issues?

Altium Support: aesupport@altium.com (include your academic email and screenshots)

4. Can students access the educator license for Altium Designer?

No, students cannot use the educator license. It's reserved for faculty for teaching and lab purposes. Students get a free, full-featured student license with their academic email.

Help and Support

SUPPORT HIERARCHY

QuickConnect Studio and kits

- Open the link and create a ticket under [QC Support](#)
- Our team will provide resolution within 1-2 working days.



[QuickConnect Support/FAQ](#)

Altium Designer and A365

- Drop an email to aesupport@altium.com elaborating the concerns you have around Altium Designer and A365.
- Our team will get back within 1-2 working days.

[Altium Designer email Support](#)